

MULTI V 5



LG participates in the ECP programme for EUROVENT VRF program. Check ongoing validity of certification : www.eurovent-certification.com



ARUM080LTE5 / ARUM100LTE5 / ARUM120LTE5 / ARUM140LTE5

HP			8	10	12	14
Model Name	Combination Unit		ARUM080LTE5	ARUM100LTE5	ARUM120LTE5	ARUM140LTE5
	Independent Unit		ARUM080LTE5	ARUM100LTE5	ARUM120LTE5	ARUM140LTE5
Capacity	Cooling (Rated)	kW	22.4	28.0	33.6	39.2
	Heating (Rated)	kW	22.4	28.0	33.6	39.2
	Heating (Max)	kW	25.2	31.5	37.8	44.1
Input	Cooling (Rated)	kW	4.49	5.80	7.58	8.68
	Heating (Rated)	kW	3.97	4.92	6.85	8.13
	Heating (Max)	kW	4.78	5.92	8.26	9.72
EER			4.99	4.83	4.43	4.52
SEER			10.1	9.7	9.59	8.89
COP	Rated Capacity		5.64	5.69	4.91	4.82
	Max. Capacity		5.27	5.32	4.58	4.54
SCOP			4.69	4.51	5.01	4.63
Exterior	Color		Warm Gray / Dawn Gray	Warm Gray / Dawn Gray	Warm Gray / Dawn Gray	Warm Gray / Dawn Gray
	RAL Code (Classic)		RAL 7044 / RAL 7037	RAL 7044 / RAL 7037	RAL 7044 / RAL 7037	RAL 7044 / RAL 7037
Heat Exchanger	Type		Wide Louver Plus / Black Fin	Wide Louver Plus / Black Fin	Wide Louver Plus / Black Fin	Wide Louver Plus / Black Fin
Compressor	Type		Hermetically Sealed Scroll	Hermetically Sealed Scroll	Hermetically Sealed Scroll	Hermetically Sealed Scroll
			(Inverter) x 1	(Inverter) x 1	(Inverter) x 1	(Inverter) x 1
	Motor Output x Number	W x No.	4,200 x 1	5,300 x 1	5,300 x 1	5,300 x 1
	Oil Type		FVC68D (PVE)	FVC68D (PVE)	FVC68D (PVE)	FVC68D (PVE)
	Oil Charge	cc	3,900	3,900	3,900	3,900
Fan	Type		Propeller fan	Propeller fan	Propeller fan	Propeller fan
	Motor Output x Number	W x No.	1,200 x 1	1,200 x 1	1,200 x 1	900 x 2
	Air Flow Rate (High)	m³/min x No.	240 x 1	240 x 1	240 x 1	320 x 1
	Drive		DC INVERTER	DC INVERTER	DC INVERTER	DC INVERTER
	Discharge	Side / Top	TOP	TOP	TOP	TOP
Pipe Connctions #1	Liquid Pipe	mm (inch)	Ø 9.52 (3/8)	Ø 9.52 (3/8)	Ø 12.7 (1/2)	Ø 12.7 (1/2)
	Low Pressure Gas Pipe	mm (inch)	Ø 19.05 (3/4)	Ø 22.2 (7/8)	Ø 28.58 (1-1/8)	Ø 28.58 (1-1/8)
	High Pressure Gas Pipe	mm (inch)	Ø 15.88 (5/8)	Ø 19.05 (3/4)	Ø 19.05 (3/4)	Ø 22.2 (7/8)
Pipe Connctions #2	Liquid Pipe	mm (inch)	Ø 9.52 (3/8)	Ø 9.52 (3/8)	Ø 12.7 (1/2)	Ø 12.7 (1/2)
	Gas Pipe	mm (inch)	Ø 19.05 (3/4)	Ø 22.2 (7/8)	Ø 28.58 (1-1/8)	Ø 28.58 (1-1/8)
Dimensions (W x H x D)		mm x No.	(930 x 1,690 x 760) x 1	(930 x 1,690 x 760) x 1	(930 x 1,690 x 760) x 1	(1,240 x 1,690 x 760) x1
Dimensions (W x H x D) - Shipping		mm x No.	(960 x 1,825 x 796) x 1	(960 x 1,825 x 796) x 1	(960 x 1,825 x 796) x 1	(1,280 x 1,825 x 796) x 1
Net Weight		kg x No.	198 x 1	215 x 1	215 x 1	237 x 1
Shipping Weight		kg x No.	208 x 1	225 x 1	225 x 1	250 x 1
Sound Pressure Level	Cooling	dB(A)	58.0	58.0	59.0	60.0
	Heating	dB(A)	59.0	59.0	60.0	61.0
Sound Power Level	Cooling	dB(A)	84.0	85.0	86.0	89.0
	Heating	dB(A)	87.0	88.0	89.0	93.0
Communication Cable			mm² x No. (VCTF-SB)	1.0 ~ 1.5 x 2C	1.0 ~ 1.5 x 2C	1.0 ~ 1.5 x 2C
Refrigerant	Refrigerant Name		R410A	R410A	R410A	R410A
	Precharged Amount in Factory		7.5	9.5	9.5	13.5
	t-CO₂ eq.		15.7	19.8	19.8	28.2
	Control		Electronic Expansion Valve	Electronic Expansion Valve	Electronic Expansion Valve	Electronic Expansion Valve
Power Supply		Ø, V, Hz	3, 380 ~ 415, 50	3, 380 ~ 415, 50	3, 380 ~ 415, 50	3, 380 ~ 415, 50
			3, 380, 60	3, 380, 60	3, 380, 60	3, 380, 60
Number of Maximum Connectable Indoor Units ¹⁾			13 (20)	16 (25)	20 (30)	23 (35)

1) The numbers in parentheses means maximum connectable indoor units in accordance with outdoor units combination. The recommended ratio is 130%. (2.2kW criteria)

DESIGN FLEXIBILITY

One Unified Model

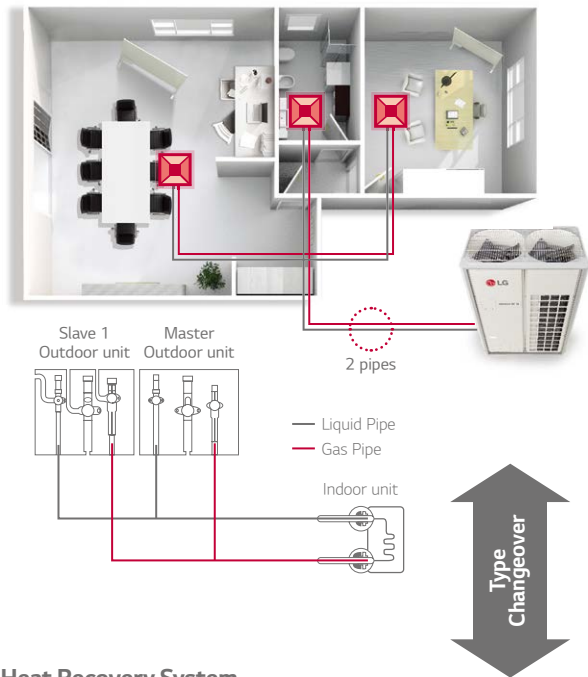
Heat pump / Heat recovery with one platform

LG MULTI V 5 satisfies users' various needs with just one platform. Heat Pump System works for the sites where either cooling or heating operation is needed, while Heat Recovery System fits perfectly to the sites wherein both the cooling and heating operations are simultaneously needed or locations installed with Hot Water Solution to provide hot water and heating via radiators. By providing suitable solutions that cater to any building types and their requirements, MULTI V 5 offers the best HVAC system.

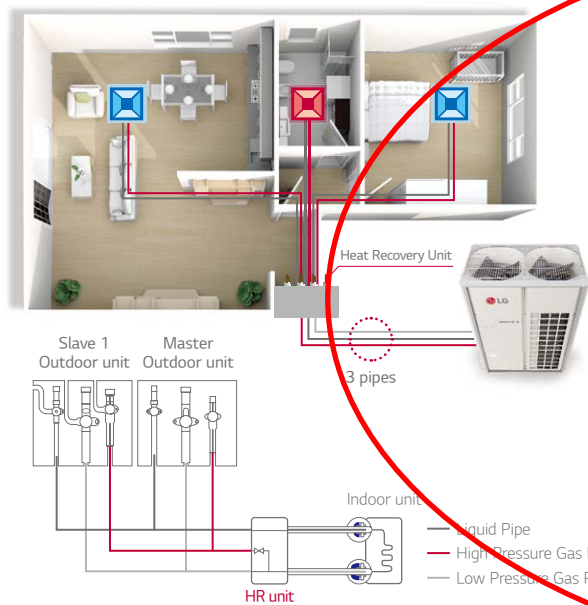
What are the benefits?

MULTI V 5 allows the building previously installed with Heat Pump system to switch to the Heat Recovery system (by adding HR boxes and a third pipe) for changing purpose of the building or remodeling reasons via simple piping construction.

Heat Pump System



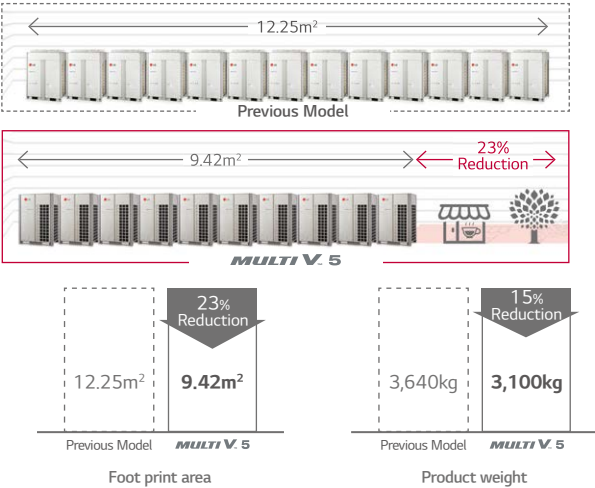
Heat Recovery System



Flexible Installation with Large Capacity Outdoor Units

More flexible design potential & Space saving

Large capacity outdoor units of MULTI V 5 minimize installation space that spares valuable floor space and significantly decreases total installed weight. This gives users more flexible design potential and better use of the saved space.

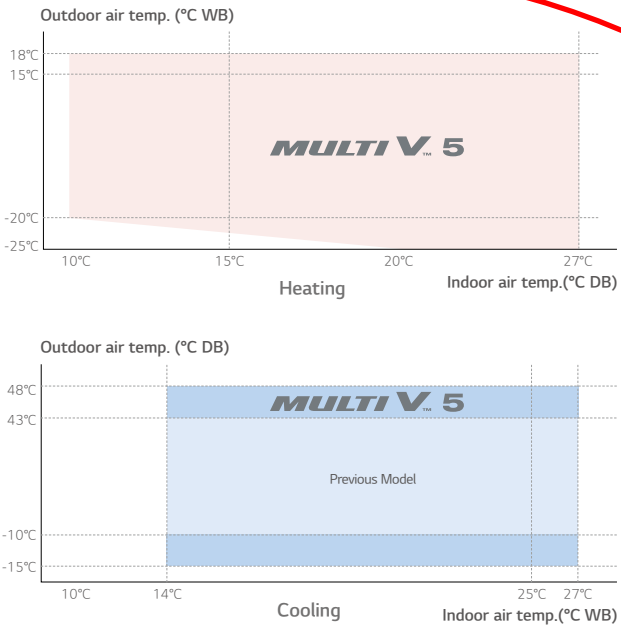


* Comparison basis : 1 Rows of outdoor units 728kW (72.8kW x 10sets) installation case

Wider Operation Range

Able to operate at extreme conditions

With enhanced inverter compressor and control technology coming from improved inverter cooling technology, sub-cooling and vapor injection, MULTI V 5 has achieved extended range of cooling and heating operations. For heating, it can operate at as low as -25°C to perform properly even at very cold environment. It is improved perfectly to fully function at extreme conditions such as performing cooling operation at -15°C, making the product adequate for uses in specialized venues like technical rooms. Moreover, MULTI V 5's cycle technology with enhanced durability enables optimal cooling performance at high temperature that increases up to 48°C.



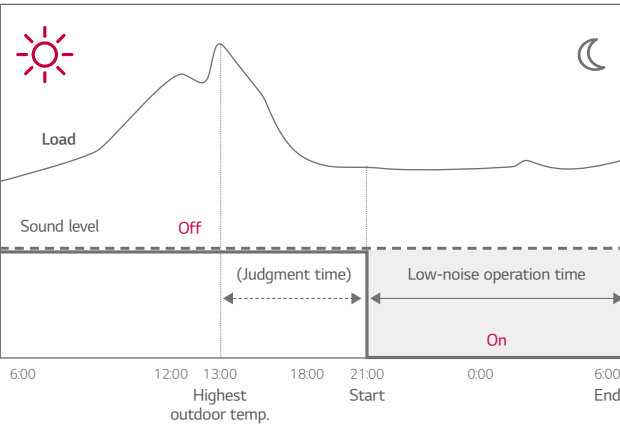
USER-FRIENDLY CONTROL

Low-Noise Operation

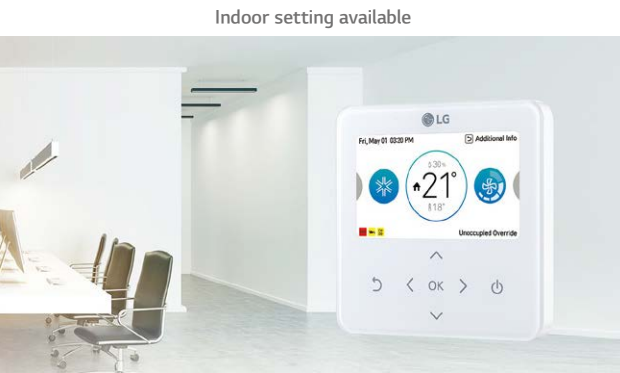
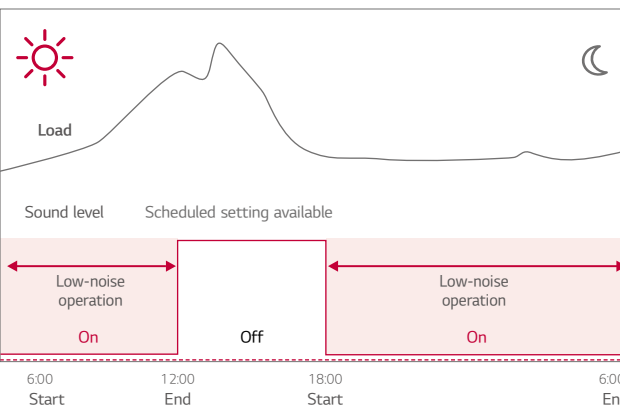
For noise sensitive environment

Unlike the previous model which enables Low-Noise Operation only during night after judgment time, the Low-Noise Operation of MULTI V 5 can function regardless of the time at the noise sensitive areas. When used, the speed of the outdoor unit fans is restricted during normal operation.

Previous Model



MULTI V 5



Model (HP)	8 - 12HP	14 - 20HP	22 - 26HP
Step	Sound Pressure, dB(A)		
1	55	59	60
2	52	56	57
3	49	53	55

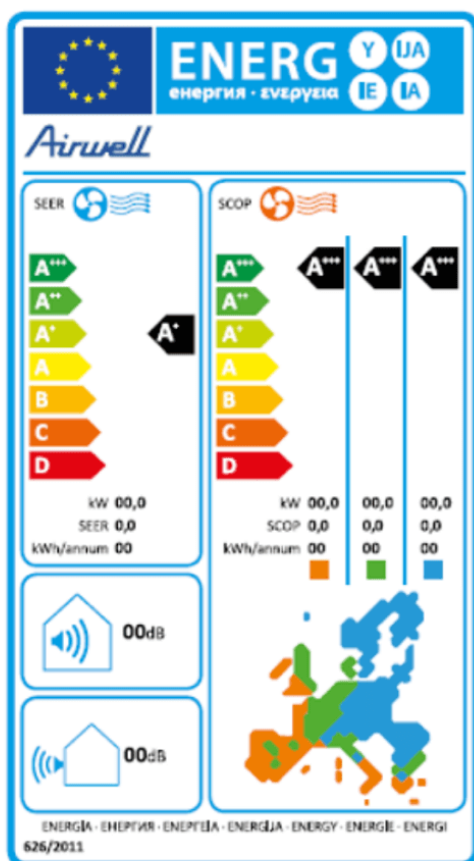
* Capacity could be decreased during Low-Noise operation.

Simple Test Run via LGMV

Increased overall efficiency in installation

To make sure that the product functions properly, conducting a test run is recommended. For previous product, professional engineer who is well-aware of more than 40 different functional settings and more than 200 error codes had to check main parts in order to make sure that the test run had succeeded. With Mobile LGMV of MULTI V 5, fast and accurate auto test run can be executed and the professional installer running the test can receive test results via email, which shortens installation hours and increases overall efficiency in installation processes.





	SEER (Cooling mode)	SCOP (Heating mode)
A ⁺⁺⁺	$SEER \geq 8,50$	$SCOP \geq 5,10$
A ⁺⁺	$6,10 \leq SEER < 8,50$	$4,60 \leq SCOP < 5,10$
A ⁺	$5,60 \leq SEER < 6,10$	$4,00 \leq SCOP < 4,60$
A	$5,10 \leq SEER < 5,60$	$3,40 \leq SCOP < 4,00$
B	$4,60 \leq SEER < 5,10$	$3,10 \leq SCOP < 3,40$
C	$4,10 \leq SEER < 4,60$	$2,80 \leq SCOP < 3,10$
D	$3,60 \leq SEER < 4,10$	$2,50 \leq SCOP < 2,80$
E	$3,10 \leq SEER < 3,60$	$2,20 \leq SCOP < 2,50$
F	$2,60 \leq SEER < 3,10$	$1,90 \leq SCOP < 2,20$
G	$SEER < 2,60$	$SCOP < 1,90$

STANDARD



ARNU05GSJ*4 / ARNU07GSJ*4 / ARNU09GSJ*4 / ARNU12GSJ*4 / ARNU15GSJ*4

Model		Unit	ARNU05GSJ*4	ARNU07GSJ*4	ARNU09GSJ*4	ARNU12GSJ*4	ARNU15GSJ*4
Cooling Capacity		kW	1.6	2.2	2.8	3.6	4.5
Heating Capacity		kW	1.8	2.5	3.2	4.0	5.0
Power Input (H / M / L)		Nominal W	11 / 10 / 9	12 / 11 / 9	13 / 12 / 9	15 / 13 / 11	23 / 18 / 11
Exterior Color			White	White	White	White	White
RAL Code			RAL 9016	RAL 9016	RAL 9016	RAL 9016	RAL 9016
Dimensions (W x H x D)	Body	mm	818 x 316 x 189	818 x 316 x 189	818 x 316 x 189	818 x 316 x 189	818 x 316 x 189
	Shipping	mm	892 x 381 x 249	892 x 381 x 249	892 x 381 x 249	892 x 381 x 249	892 x 381 x 249
Fan	Type		Cross Flow Fan	Cross Flow Fan	Cross Flow Fan	Cross Flow Fan	Cross Flow Fan
	Motor Output x Number	W x No.	30 x 1	30 x 1	30 x 1	30 x 1	30 x 1
	Air Flow Rate (H / M / L)	m ³ /min	6.8 / 6.5 / 5.9	7.2 / 6.8 / 5.9	7.8 / 7.2 / 5.9	8.5 / 7.8 / 6.8	10.5 / 9.5 / 6.8
	Motor Type		BLDC	BLDC	BLDC	BLDC	BLDC
Air Filter			Pre Filter	Pre Filter	Pre Filter	Pre Filter	Pre Filter
Pipe Connections	Liquid Side	mm (inch)	Ø6.35 (1/4)	Ø6.35 (1/4)	Ø6.35 (1/4)	Ø6.35 (1/4)	Ø6.35 (1/4)
	Gas Side	mm (inch)	Ø12.7 (1/2)	Ø12.7 (1/2)	Ø12.7 (1/2)	Ø12.7 (1/2)	Ø12.7 (1/2)
	Drain Pipe (Internal Dia.)	mm (inch)	Ø16 (5/8)	Ø16 (5/8)	Ø16 (5/8)	Ø16 (5/8)	Ø16 (5/8)
Weight	Body	kg	8.4	8.4	8.4	8.4	8.4
Sound Pressure Levels (H / M / L)		dB(A)	30 / 29 / 28	32 / 30 / 28	34 / 32 / 28	37 / 34 / 30	42 / 39 / 32
Sound Power Levels (H / M / L)		dB(A)	54 / 53 / 52	54 / 53 / 52	55 / 54 / 52	55 / 54 / 53	58 / 56 / 54
Power Supply		Ø, V, Hz	1, 220 ~ 240, 50	1, 220 ~ 240, 50	1, 220 ~ 240, 50	1, 220 ~ 240, 50	1, 220 ~ 240, 50
Communication Cable		mm ² x No.	1.0 ~ 1.5 x 2C	1.0 ~ 1.5 x 2C	1.0 ~ 1.5 x 2C	1.0 ~ 1.5 x 2C	1.0 ~ 1.5 x 2C

* : N or C can be applied which has little bit different shape of panel.

Note : 1. Performance tested under EN14511

2. Capacities are based on the following conditions

- Cooling : Indoor temp. 27°C (80.6°F) DB / 19°C (66.2°F) WB, Outdoor temp. 35°C (95°F) DB / 24°C (75.2°F) WB, Interconnecting piping length 7.5m, Level difference of zero
- Heating : Indoor temp. 20°C (68°F) DB / 15°C (59°F) WB, Outdoor temp. 7°C (44.6°F) DB / 6°C (42.8°F) WB, Interconnecting piping length 7.5m, Level difference of zero

3. Due to our policy of innovation, some specifications may be changed without notification

Accessories

Chassis	ARNU05GSJ*4	ARNU07GSJ*4	ARNU09GSJ*4	ARNU12GSJ*4	ARNU15GSJ*4
Drain Pump			-		
Cassette Cover			-		
Refrigerant Leakage Detector			PRLDNVSO		
EEV Kit			PRGK024A0		
Independent Power Module			PRIP0		
Robot Cleaner			-		
Pre Filter (washable / anti-fungus)			○		
Ion Generator			○		
CO ₂ Sensor			-		
Ventilation Kit			-		
IR Receiver			-		
Zone Controller			-		
Dry Contact (with additional accessory)			PDRYCB000 (1 point contact) PDRYCB300 (8 points for thermostat compatible) PDRYCB400 (2 points input) PDRYCB500 (Modbus)		
External Input (1 point)			○		
Wi-Fi			○		

4 WAY CASSETTE (570 X 570)

ARNU05GTRB4 / ARNU07GTRB4
ARNU09GTRB4 / ARNU12GTRB4



Model		Unit	ARNU05GTRB4	ARNU07GTRB4	ARNU09GTRB4	ARNU12GTRB4
Cooling Capacity		kW	1.6	2.2	2.8	3.6
Heating Capacity		kW	1.8	2.5	3.2	4.0
Power Input (H / M / L)	Nominal	W	13 / 12 / 11	13 / 12 / 11	14 / 13 / 12	17 / 15 / 13
Dimensions (W x H x D)	Body	mm	570 x 214 x 570	570 x 214 x 570	570 x 214 x 570	570 x 214 x 570
	Shipping	mm	667 x 285 x 646	667 x 285 x 646	667 x 285 x 646	667 x 285 x 646
Fan	Type		Turbo Fan	Turbo Fan	Turbo Fan	Turbo Fan
	Motor Output x Number	W	43 x 1	43 x 1	43 x 1	43 x 1
	Air Flow Rate (H / M / L)	m³/min	7.5 / 7.0 / 6.6	7.5 / 7.0 / 6.6	8.0 / 7.5 / 7.1	8.7 / 8.0 / 7.0
	Motor Type		BLDC	BLDC	BLDC	BLDC
Air Filter			Pre Filter	Pre Filter	Pre Filter	Pre Filter
Pipe Connections	Liquid Side	mm (inch)	Ø6.35 (1/4)	Ø6.35 (1/4)	Ø6.35 (1/4)	Ø6.35 (1/4)
	Gas Side	mm (inch)	Ø12.7 (1/2)	Ø12.7 (1/2)	Ø12.7 (1/2)	Ø12.7 (1/2)
	Drain Pipe (Internal Dia.)	mm (inch)	Ø25 (1)	Ø25 (1)	Ø25 (1)	Ø25 (1)
Weight	Body	kg	12.6	12.6	13.7	13.7
Sound Pressure Levels (H / M / L)		dB(A)	29 / 27 / 26	29 / 27 / 26	30 / 29 / 27	32 / 30 / 27
Sound Power Levels (H / M / L)		dB(A)	45 / 43 / 42	45 / 43 / 42	46 / 43 / 42	48 / 46 / 43
Power Supply		Ø, V, Hz	1,220-240, 50	1,220-240, 50	1,220-240, 50	1,220-240, 50
Communication Cable		mm² x No.	1.0 ~ 1.5 x 2C	1.0 ~ 1.5 x 2C	1.0 ~ 1.5 x 2C	1.0 ~ 1.5 x 2C
Decoration Panel (Accessory)	Model Name		PT-UQC PT-QCHW0	PT-UQC PT-QCHW0	PT-UQC PT-QCHW0	PT-UQC PT-QCHW0
	Exterior Color		Morning Fog	Morning Fog	Morning Fog	Morning Fog
	RAL Code		RAL 9001	RAL 9001	RAL 9001	RAL 9001
	Net Dimensions (W x H x D)	mm	700 x 22 x700 620 x 20 x 620	700 x 22 x700 620 x 20 x 620	700 x 22 x700 620 x 20 x 620	700 x 22 x700 620 x 20 x 620
	Net Weight	kg	3.0 / 3.0	3.0 / 3.0	3.0 / 3.0	3.0 / 3.0

Note : 1. Performance tested under EN14511
2. Capacities are based on the following conditions
- Cooling : Indoor temp. 27℃ (80.6°F) DB / 19℃ (66.2°F) WB, Outdoor temp. 35℃ (95°F) DB / 24℃ (75.2°F) WB, Interconnecting piping length 7.5m, Level difference of zero
- Heating : Indoor temp. 20℃ (68°F) DB / 15℃ (59°F) WB, Outdoor temp. 7℃ (44.6°F) DB / 6℃ (42.8°F) WB, Interconnecting piping length 7.5m, Level difference of zero
3. Due to our policy of innovation, some specifications may be changed without notification

Accessories

Chassis	ARNU05GTRB4	ARNU07GTRB4	ARNU09GTRB4	ARNU12GTRB4
Drain Pump			○	
Cassette Cover			PTDCQ	
Refrigerant Leakage Detector			PRLDNV50	
EEV Kit			PRGK024A0 (~4.5kW)	
Independent Power Module			PRIPO	
Robot Cleaner			-	
Pre Filter (washable)			○	
Ion Generator			-	
CO ₂ Sensor			-	
Ventilation Kit			PTVK430	
IR Receiver			-	
Zone Controller			-	
Dry Contact (with additional accessory)			PDRYCB000 (1 point contact), PDRYCB300 (8 points for thermostat compatible), PDRYCB320 (Universal input ¹⁾), PDRYCB400 (2 points input), PDRYCB500 (Modbus)	
External Input (1 point)			○	
Wi-Fi			PWFMDD200	

※ ○ : Applied, - : Not applied
Option : Refer to model name in table
1) Available from April 2020

4 WAY CASSETTE (570 X 570)

ARNU15GTQB4 / ARNU18GTQB4
ARNU21GTQB4



Model		Unit	ARNU15GTQB4	ARNU18GTQB4	ARNU21GTQB4
Cooling Capacity		kW	4.5	5.6	6.0
Heating Capacity		kW	5.0	6.3	6.8
Power Input (H / M / L)	Nominal	W	24 / 21 / 18	25 / 22 / 19	28 / 23 / 20
Dimensions (W x H x D)	Body	mm	570 x 256 x 570	570 x 256 x 570	570 x 256 x 570
	Shipping	mm	667 x 327 x 646	667 x 327 x 646	667 x 327 x 646
Fan	Type		Turbo Fan	Turbo Fan	Turbo Fan
	Motor Output x Number	W	43 x 1	43 x 1	43 x 1
	Air Flow Rate (H / M / L)	m³/min	11.0 / 10.0 / 9.3	11.2 / 11.0 / 10.0	12.0 / 11.1 / 9.4
	Motor Type		BLDC	BLDC	BLDC
Air Filter			Pre Filter	Pre Filter	Pre Filter
Pipe Connections	Liquid Side	mm (inch)	Ø6.35 (1/4)	Ø6.35 (1/4)	Ø9.52 (3/8)
	Gas Side	mm (inch)	Ø12.7 (1/2)	Ø12.7 (1/2)	Ø15.88 (5/8)
	Drain Pipe (Internal Dia.)	mm (inch)	Ø25 (1)	Ø25 (1)	Ø25 (1)
Weight	Body	kg	15.0	15.0	15.0
Sound Pressure Levels (H / M / L)		dB(A)	36 / 34 / 32	37 / 35 / 34	40 / 38 / 34
Sound Power Levels (H / M / L)		dB(A)	50 / 48 / 46	51 / 50 / 46	53 / 51 / 46
Power Supply		Ø, V, Hz	1,220-240, 50	1,220-240, 50	1,220-240, 50
Communication Cable		mm² x No.	1.0 ~ 1.5 x 2C	1.0 ~ 1.5 x 2C	1.0 ~ 1.5 x 2C
Decoration Panel (Accessory)	Model Name		PT-UQC PT-QCHW0	PT-UQC PT-QCHW0	PT-UQC PT-QCHW0
	Exterior Color		Morning Fog	Morning Fog	Morning Fog
	RAL Code		RAL 9001	RAL 9001	RAL 9001
	Net Dimensions (W x H x D)	mm	700 x 22 x700 620 x 20 x 620	700 x 22 x700 620 x 20 x 620	700 x 22 x700 620 x 20 x 620
	Net Weight	kg	3.0 / 3.0	3.0 / 3.0	3.0 / 3.0

Note : 1. Performance tested under EN14511
2. Capacities are based on the following conditions
- Cooling : Indoor temp. 27℃ (80.6°F) DB / 19℃ (66.2°F) WB, Outdoor temp. 35℃ (95°F) DB / 24℃ (75.2°F) WB, Interconnecting piping length 7.5m, Level difference of zero
- Heating : Indoor temp. 20℃ (68°F) DB / 15℃ (59°F) WB, Outdoor temp. 7℃ (44.6°F) DB / 6℃ (42.8°F) WB, Interconnecting piping length 7.5m, Level difference of zero
3. Due to our policy of innovation, some specifications may be changed without notification

Accessories

Chassis	ARNU15GTQB4	ARNU18GTQB4	ARNU21GTQB4
Drain Pump			○
Cassette Cover			PTDCQ
Refrigerant Leakage Detector			PRLDNV50
EEV Kit			PRGK024A0 (~4.5kW)
Independent Power Module			PRIPO
Robot Cleaner			-
Pre Filter (washable)			○
Ion Generator			-
CO ₂ Sensor			-
Ventilation Kit			PTVK430
IR Receiver			-
Zone Controller			-
Dry Contact (with additional accessory)			PDRYCB000 (1 point contact), PDRYCB300 (8 points for thermostat compatible), PDRYCB320 (Universal input ¹⁾), PDRYCB400 (2 points input), PDRYCB500 (Modbus)
External Input (1 point)			○
Wi-Fi			PWFMDD200

※ ○ : Applied, - : Not applied
Option : Refer to model name in table
1) Available from April 2020